

WARNING: THIS PRODUCT IS NOT FLAME RESISTANT. THIS BED CONTAINS PLASTIC. DO NOT PLACE AIR BED NEAR OPEN FLAME OR OTHER SOURCE OF IGNITION.

WARNING: This is not a toy. To avoid risk of fire, burns, injury or shock, it should not be played with or placed where small children can reach it.

NOTE: This product contains a nickel metal hydride battery and must be fully charged on a monthly basis. Do not dispose of air pump and battery in fire. Check your local regulations for proper disposal instructions.

- Unplug adapter when not in use.
- Pump is an electrical device. Do not use in or around water.
- Do not attempt to disassemble, repair, or service the pump. No serviceable parts are contained inside. Contact Pittman Outdoors at 650 South Jefferson Street Suite D Placentia, CA 92870 for service or repair.

WARNING:

- This is not a water toy or flotation device. Use as a bed only.
- Not recommended for use by children under three (3) years of age.
- This bed is not intended for infants or persons with limited mobility. They may roll off of the bed and become entrapped between the bed and the sides of the truck bed or walls and suffocate.
- Do not use this bed on abrasive surfaces or near pointed, sharp or protruding objects. Bed may puncture. Remove all sharp objects from area the bed will be used in.
- Do not step or jump on bed or use as a trampoline. Standing, jumping or walking on the bed may result in injury and/or damage or puncture the bed.
- Make sure truck bed is clean of any debris, sharp objects or protrusions or place bed in a safe area before use making sure that there are no sharp edges, steps, drops, or breakable items nearby. Use on flat surfaces only. Bed may tip over on uneven surfaces.
- Do not inflate or use mattress while vehicle is in motion.

CONTENTS

1. AirBedz XUV air mattress with built-in pump
2. Battery pack
3. AC charger
4. Carrying bag
5. Repair patch kit includes glue

SET UP GUIDE

CHARGING PUMP

DO NOT CHARGE THE BATTERY PACK FOR MORE THAN 2 HOURS WHEN USING THE DC CHARGER (Car Charger)! ** Available as an additional accessory - Part No. PPI-AC4* *****

1. CHARGE BATTERY PACK (D) BEFORE USE. Remove battery pack from pump housing. Charge battery pack for 10 hours prior to initial use using the included home AC charger.
2. DO NOT CHARGE FOR LONGER THAN 12 HOURS - when using the AC-charger.
3. DO NOT CHARGE FOR LONGER THAN 2 HOURS - when using the optional DC - charger (sold separately). This may cause damage to the battery cells.

STORAGE AND MAINTENANCE OF BATTERY PACK:

Store the battery in a cool, dry location and protected from the elements. During Storage, occasionally charge your battery pack to keep it working as efficient as possible. Failure to do so will extinguish the life of the battery pack and the ability to maintain a "full" charge.

OTHER GREAT PRODUCTS FROM PITTMAN OUTDOORS

www.pittmanoutdoors.com

Pittman Backseat Mattress

- Inflates in under 2 minutes with the included D.C. portable pump with 6 ft. cord
- Includes one inflatable pillow
- Includes carrying bag and patch kit
- Rugged 300D fabric construction
- A comfortable night's sleep is just an inflate away
- One year limited warranty
- Available colors: Blue, RealTree Camo and Tan



AirBedz Wheel Well Inserts

- AirBedz Wheel Well Inserts convert all your AirBedz mattresses into a regular air mattress for use in tents or a guest bed in the home




Available for: 100, 200, 300, 400 and 500 series

- Available colors: Blue, Green, RealTree Camo and Tan



OTHER GREAT PRODUCTS FROM PITTMAN OUTDOORS
www.pittmanoutdoors.com



AirBedz CAMO

- Built-in pump with detachable rechargeable battery provides easy inflates and includes a deflate feature
- Wheel well cutouts allows the mattress to fit around and over the wheel wells, creating a sleep area that utilizes the entire truck bed
- Comfort coil system evenly distributes weight across a 12" thick mattress, providing a better night's sleep
- Heavy Duty cloth construction
- Secondary inflate/deflate valve for use with optional pump
- Great for indoor use with "optional" Wheel Well Inserts
- Includes carrying bag and A.C. charger
- One year limited warranty

AirBedz Pro3



- Wheel well cutouts allows the mattress to fit around and over the wheel wells, creating a sleep area that utilizes the entire truck bed
- Comfort coil system evenly distributes weight across a 12" thick mattress, providing a better night's sleep
- Professional grade fabric construction
- Great for indoor use with "optional" Wheel Well Inserts

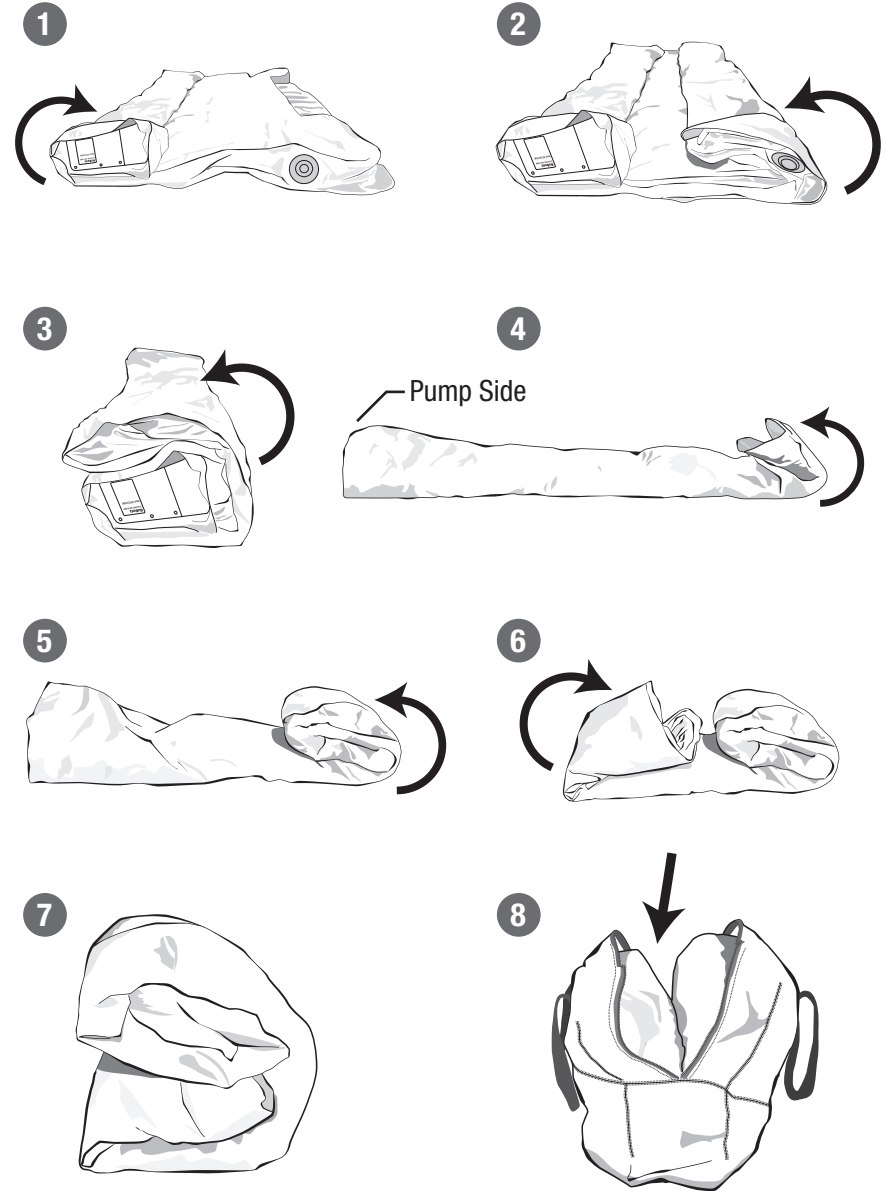
AirBedz Lite



- Includes portable D.C. air pump with 16 ft. charger cord
- Wheel well cutouts allows the mattress to fit around and over the wheel wells, creating a sleep area that utilizes the entire truck bed
- Flocked top with comfort coil system evenly distributes weight across a 12" thick mattress, providing a better night's sleep
- High grade PVC construction
- Inflate/deflate valve for use with included D.C. pump
- Great for indoor use with "optional" Wheel Well Inserts

FOLDING INSTRUCTIONS

Upon complete deflation, lay bed on flat surface with sleeping surface facing upwards and fold according to the steps below.



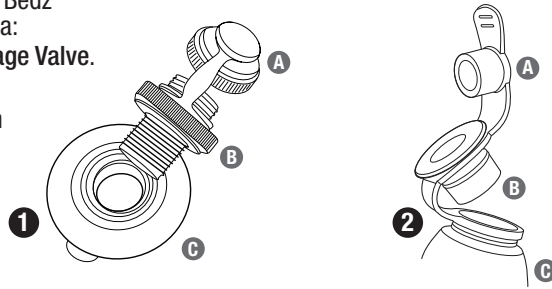
*Bag may vary from illustration

SET UP GUIDE (cont.)

Depending on production date, your AirBedz mattress may be equipped with either a: (1) Boston Style Valve or a (2) Two Stage Valve.

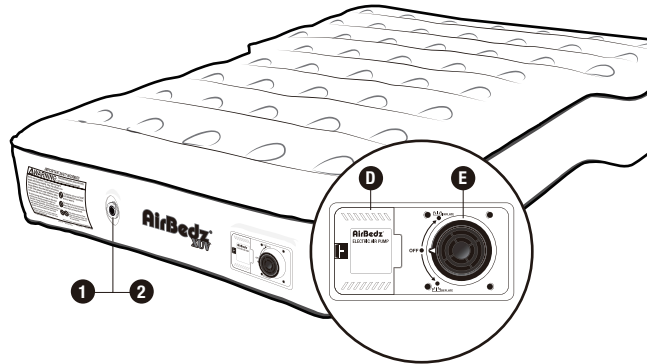
Both of these valves are constructed in three parts:

- A. Valve Cap
- B. Middle Valve
- C. Bladder Valve



INFLATION

1. Place your bed in the back of truck bed or on a flat surface free of debris, obstructions and sharp objects.
2. Make sure valve cap (A) and middle valve (B) are screwed/pushed into (C).
3. Turn inflate/deflate valve (E) to the inflate position to inflate mattress.
4. Once desired firmness has been achieved, turn inflate/deflate valve (E) to the "OFF" position to turn pump off.



OPTIONAL INFLATION PROCEDURE

Each AirBedz® air mattress comes with a secondary inflate/deflate valve (A) for use with portable air pumps as a back up to the installed automatic pump. To use a portable air pump, follow these instructions:

1. Open valve cap (A) and insert inflate end of portable pump into the middle valve (B). (Use proper adapter fitting if needed)
2. Ensure inflate/deflate valve (E) is in the off position.
3. Remove portable pump and switch off. (Fill valve has a built in stopper that will automatically close when pump is removed stopping any air loss)
4. Replace valve cap and close finger tight only. **DO NOT OVER TIGHTEN VALVE CAP!**

DEFLATION

NOTE: DEFLATE AIR MATTRESS SLIGHTLY BEFORE REMOVING FROM TRUCK BED TO AVOID SNAGGING OR TEARING MATTRESS ON TRUCK BED. IT IS BETTER TO FULLY DEFLATE MATTRESS IN A PLACE TO AVOID DAMAGE.

1. Turn inflate/deflate valve (E) to the deflate position to deflate mattress.
2. Deflate until bed is fully deflated. (For faster deflation, open secondary inflate/deflate valve (1 or 2).
3. Turn inflate/deflate valve (E) to the "OFF" position to turn pump off.
4. Fold bed according to Folding Instructions on page 5, place into carrying bag for storage until next use.

OTHER GREAT PRODUCTS FROM PITTMAN OUTDOORS www.pittmanoutdoors.com



River Drifter 2

- Built-in ice chest
- 2 Cup/drink holders
- Built-in back rests
- Grab rope
- Mesh bottom
- 2 Heavy-duty handles

River Drifter 1

- Optional 6-pack cooler available
- 2 Cup/drink holders
- Built-in back rest
- Grab rope
- Mesh bottom
- 2 Heavy-duty handles



Cool Drifter

- Can be used as a stand alone ice cooler or with traditional coolers up to 48 Qts.
- 4 Cup/drink holders
- Grab rope
- Heavy-duty handle



Splash Pong

- 2 Person inflatable water pong table
- Glow in the dark cup holders
- Contains LED lights around edge of table



Splash Pong X

- 4 Person inflatable water pong table
- Glow in the dark cup holders



Pittman 16" Home Mattress

Item No.
PPI-QDHPAC

- Includes portable A.C. air pump with 6 ft. cord. Also includes 3 pump adapters to air up other inflatables
- Flocked top with comfort coil system evenly distributes weight across a 16" thick mattress, providing a better night's sleep
- High grade PVC construction
- Inflate/deflate valve
- Includes carrying bag and patch kit



Pittman 20" Home Mattress

Item No.
PPI-QCDH2

- Built-in electrical air pump for easy inflation and deflation of your mattress with convenient cord storage
- Flocked top with comfort coil system evenly distributes weight across a 20" thick mattress, providing a better night's sleep
- High grade PVC construction
- Includes carrying bag and patch kit



Pittman Kids Mattress

Item No.
PPI-KIDMAT

- Contains air pump
- Comfort coil system
- Flocked top
- Carrying backpack and patch kit included

AVAILABLE IN 3 COLORS

Blue, Purple, Pink

CARE AND MAINTENANCE

1. Inspect your bed before each use.
2. Keep your bed away from any sharp or protruding objects. Large cuts, tears or snags may not be repairable and will not be covered by your warranty.
3. A repair patch kit has been included in case of incidental damage to your bed. Please follow repair instructions carefully.
4. When not in use store bed in a clean, dry place out of extreme temperatures.

CLEANING

DO NOT SUBMERGE MATTRESS IN WATER! For spot cleaning, use a clean damp cloth to wipe the surface of the mattress. Apply a clear liquid dish detergent without dye if necessary. Wet stained area thoroughly; gently massage stained area with detergent. Blot the area to remove staining substance. Rinse thoroughly and blot dry. Allow your bed to air dry completely after cleaning and before storing.

ADDITIONAL INFORMATION

IN CASE OF AIR LEAKAGE

Please check the following if there is an air leak.

1. Is the inflate/deflate valve on built-in pump turned to the "OFF" position?
2. Is the secondary inflate/deflate valve cap closed?

A repair patch kit has been included for minor repairs. *(Includes patches and glue)*

REPAIRING AN AIR LEAK

1. Wipe bed with mild soapy water over area to find possible air leak.
DO NOT SUBMERGE MATTRESS IN WATER! If there is a leak bubbles will form around leakage area.
2. Follow cleaning instructions for leak area.
3. Use included patch kit to cut a suitable sized patch for leak. Make sure to round the edges of repair patch to avoid peeling.
4. Apply glue to patch area and around leakage area.
5. Press patch firmly over the puncture area.
6. Wait 24 hours before inflating.

To prevent patch from peeling while drying...

It is recommended to tape down patch edges with a light adhesive tape.

⚠ WARNING: Cancer and Reproductive Harm
www.P65Warnings.ca.gov

WARRANTY DISCLAIMER

AirBedz® Original Truck Bed Air Mattresses are warranted against defects in material and workmanship for a period of one year from the date of purchase. Problems covered by the warranty include failure of the pump, seams or the valve. Punctures or wear to the mattress due to use or abuse are not covered. It is normal for an airbed that has been inflated for extended periods to require the addition of air after a few days. Air will be lost from the mattress through the material over time. Also, cooling of the air around the bed will cause the air inside the bed to contract, and the bed will be softer and may need refilling. To receive a replacement air mattress under Pittman Outdoors One-Year Warranty, you will need to:

- All returns must have a Returned Goods Authorization number (RGA). Every package must be clearly marked with the RGA number. RGA numbers are good for 30 days from the date of issuance. Products returned without viewable RGA numbers will be refused. No returns on special order, clearance or discounted items. Returned products is subject to a 20% Re-Box/Restocking fee. Products must be properly packed to prevent shipping damage. All returned products must be shipped pre-paid. The cost of transporting the product to Pittman Outdoors for warranty service/replacement is the responsibility of the purchaser.
- Send entire product to Pittman Outdoors with a letter stating:
 - The nature of the problem with the bed and the model number.
 - Your name, return shipping address and a daytime phone number.
- Send us a copy of the original sales receipt.
- This warranty is valid for the original retail purchaser from the date of the initial retail purchase and is not transferable.

The purchase date on the receipt must be within One Year of the date you ship the bed to us. Please ship the bed, letter and copy of receipt via courier (e.g. UPS, FedEx Ground) or Insured Post to:

Pittman Outdoors
650 South Jefferson Street
Unit D
Placentia CA 92870

Pittman Outdoors is not responsible for returned shipments lost in transit. You are encouraged to use a shipment system that offers you a tracking number. Please allow 6 to 8 weeks for replacement. Customer is responsible for all return shipping costs.



EXCEPT FOR THE EXPRESS LIMITED WARRANTY SET FORTH ABOVE, PITTMAN OUTDOORS MAKES NO EXPRESS OR IMPLIED WARRANTIES IN THIS AGREEMENT OR OTHERWISE. TO THE FULLEST EXTENT PERMITTED BY LAW, PITTMAN OUTDOORS DISCLAIMS ALL WARRANTIES, WRITTEN, EXPRESSED OR IMPLIED, INCLUDING ALL WARRANTIES OF MERCHANTABILITY AND/OR FITNESS FOR A PARTICULAR PURPOSE. PITTMAN OUTDOORS EXPRESSLY DISCLAIMS ANY AND ALL LIABILITY TO PURCHASER FOR ANY CONSEQUENTIAL DAMAGES, DAMAGES FOR LOSS OF USE, LOSS OF PROFITS, PROPERTY DAMAGE, OR ANY OTHER INCIDENTAL, CONSEQUENTIAL OR SPECIAL DAMAGES ARISING OUT OF THIS AGREEMENT OR THEIR OPERATION, FUNCTION OR CHARACTERISTICS OF THE PRODUCTS PURCHASED HEREUNDER. IT IS EXPRESSLY UNDERSTOOD THAT THE LIMITED WARRANTY SET FORTH ABOVE IS THE SOLE AND EXCLUSIVE REMEDY OF PURCHASER. NOT WITHSTANDING THE TERMS OF ANY LIMITED WARRANTY, AND/OR IN THE EVENT ANY LIMITED WARRANTY PROVIDED TO THE PURCHASER FAILS OF ITS ESSENTIAL PURPOSE, IN NO EVENT WILL PITTMAN OUTDOORS' ENTIRE LIABILITY TO PURCHASE EXCEED THE PURCHASE PRICE ACTUALLY PAID BY PURCHASER FOR THE PRODUCTS HEREUNDER, OR ANY DEFECTIVE PORTION THEREOF, WHICHEVER IS THE LESSER AMOUNT.

Pittman Outdoors neither assumes nor authorizes any representative or other person to assume any obligation or liability other than those expressly set forth herein.

YOUR RIGHT UNDER STATE LAW: This warranty gives you specific rights and you may also have other rights, which vary from state to state.

© 2022 Pittman Outdoors
All rights reserved.

Made in China.

Manufactured pursuant and/or licensed under pending patent applications and one or more of the following United States patents and/or foreign counterparts thereof:
5,966,755 8,234,349 8,468,624 D597,778 D609,520 D593,349.
China Patent No. ZL20109000106.
Additional U.S. and foreign patents pending.

Our Customer Service Department is available Monday - Friday, 9 AM to 4 PM Pacific Standard Time, to answer any questions you may have about your new AirBedz® product please call us toll free at 1 (800) 981-2339. U.S.A. or 1 (562) 926-6660 outside U.S.A.

Pittman Outdoors
650 South Jefferson Street
Unit D
Placentia CA 92870
1 (800) 981-2339
www.pittmanoutdoors.com